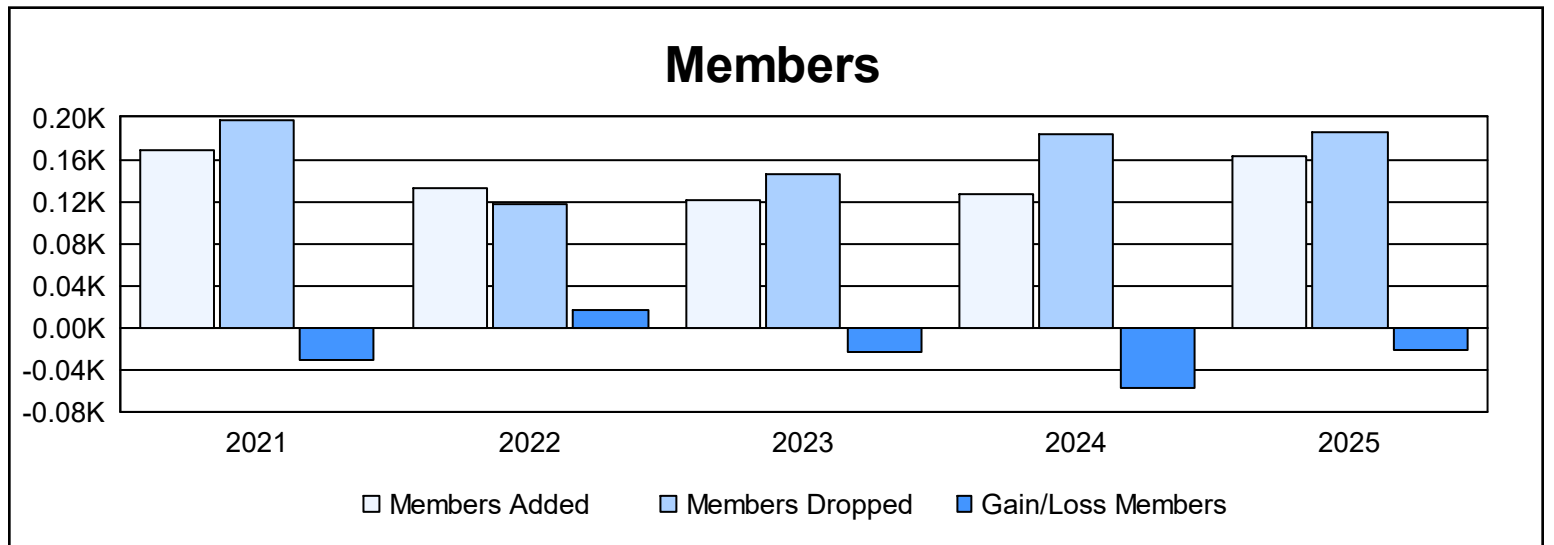
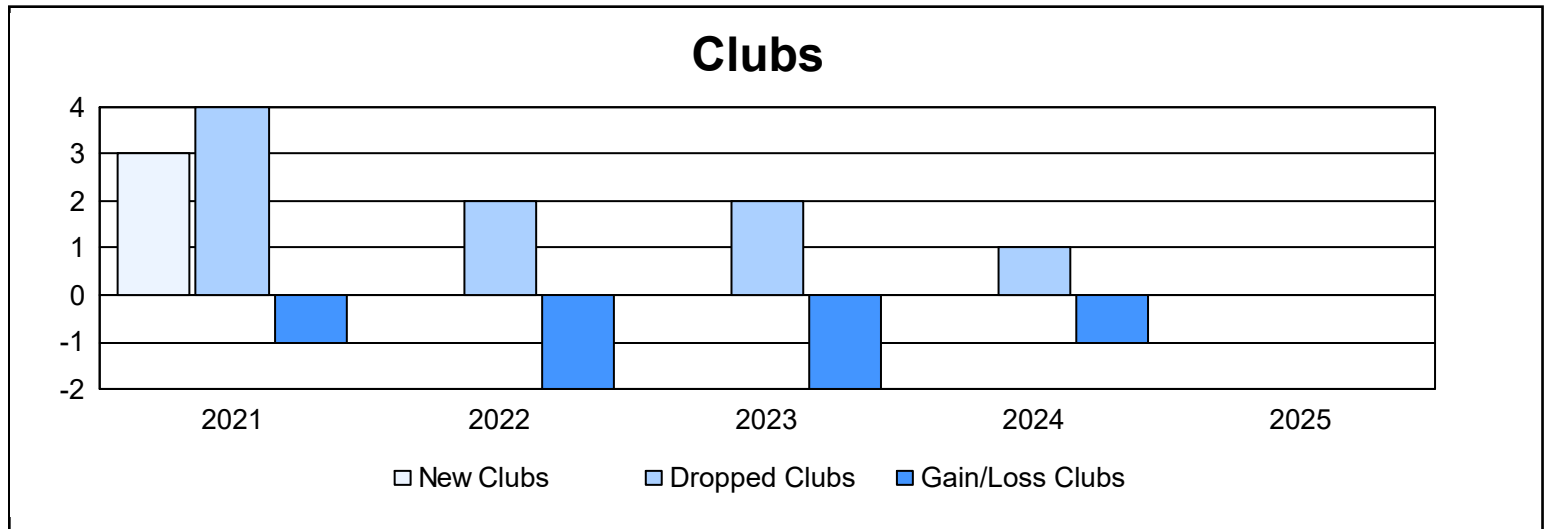
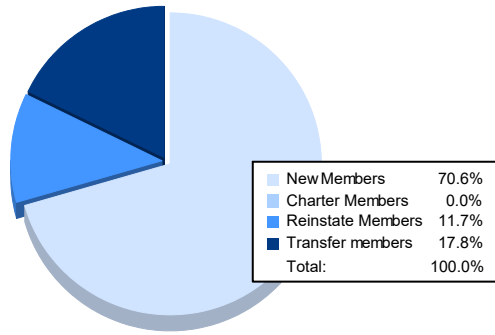


Year	New Clubs	Dropped Clubs	Gain/ Loss Clubs	New Members	Charter Members	Reinstate Members	Transfer Members	Total Member Added	Total Members Dropped	Gain/ Loss Members
2020-2021	3	4	-1	83	54	1	30	168	198	-30
2021-2022	0	2	-2	98	1	6	28	133	117	16
2022-2023	0	2	-2	110	1	2	9	122	146	-24
2023-2024	0	1	-1	100	0	6	20	126	183	-57
2024-2025				115	0	19	29	163	185	-22
<b>Average</b>	<b>1</b>	<b>2</b>	<b>-2</b>	<b>101</b>	<b>11</b>	<b>7</b>	<b>23</b>	<b>142</b>	<b>166</b>	<b>-23</b>



### Membership Composition June 2025 Cumulative



### Gender Composition June 2025 Cumulative

